

**On a new species of the genus *Corbicula* Meg. von  
Mühlfeldt from northern Perak**

By B. PRASHAD, D.Sc., F.R.S.E., F.R.A.S.B., F.N.I., F.L.S.,  
F.Z.S., M.B.O.U., Director, Zoological Survey of India,  
Indian Museum, Calcutta

PLATE XXIX

Sometime back Mr. M. W. F. Tweedie of the Raffles Museum, Singapore, kindly sent me for identification two specimens of a species of the genus *Corbicula* collected from Chenderoh near Lenggong in Northern Perak. The specimens did not agree with any of the species of the genus from Siam and the Malay Peninsula<sup>1</sup>, and I, therefore, requested Mr. Tweedie for a larger series of the species to be collected for further study. He could not obtain more material from the original locality, but sent three more specimens which he had kept at Singapore. A careful examination of the five specimens leaves no doubt that they belong to a new species which I associate with the name of Mr. Tweedie and describe below as *Corbicula tweediei*, sp. nov.

***Corbicula tweediei*, sp. nov.**

Species of a fair size, thick-shelled, subtriagonal, markedly inequilateral, greatly inflated in the umbonal region, much compressed in the posterior and lower half of the valves; young shells trigonal, subequilateral, adults with the anterior side shortened, and posterior drawn out into a prominent broad beak, the outline of the beaks varies considerably even in the small series of specimens before me, being either broadly rounded or truncate; shells shining brown to blackish in colour. Upper margin short, moderately arched; anterior side short, slightly arched, evenly rounded; posterior side elongate, almost straight, ending in a rounded or truncated beak, ventral margin moderately arched; lunule not marked; escutcheon ovoidal; umbones very prominent, large, tumid, curved inwards, almost meeting in the middle line; in older shells greatly corroded and almost without sculpture. Shell surface covered with concentric, very regular, only slightly raised and thickened ridges in young and half-grown shells, in full-grown shells the ridges on the beak and lower one-third of the shell are finer, more closely placed and somewhat irregular; ligament very thick and prominent. Hinge normal, well developed; posterior cardinals much longer than anterior,

1. See Prashad, B.—*Mem. Ind. Mus.* IX, pp. 30-35 (1929).

B. PRASHAD

almost straight; pallial line distinctly marked, slightly angulate posteriorly; muscle scars slightly impressed. Nacre bluish-violet, lighter below the umbones, in adult shells dull whitish.

*Measurements (in millimetres)*

	Holotype				
Length	.. 39.3	37.2	36	33.3	27
Maximum Height	34.2	34	30	29.4	25.6
Thickness	.. 21.9	23	20.3	19.8	16.8


*Distribution.*—The five shells on which the above description of *C. tweediei* is based were collected at Chenderoh Dam, near Lenggong, Perak River Valley, Northern Perak, Federated Malay States, during February–March, 1937.

*Remarks.*—*C. tweediei* is allied to *C. bandoni* Morlet<sup>1</sup>, but is easily distinguished by the shape and sculpture of the shell.



EXPLANATION OF PLATE XXIX

*Corbicula tweediei*, sp. nov.—Figs. 1–5. Direct photographs of a series of five shells from Chenderoh Dam. No. 4 is the Holotype.



<sup>1</sup>. See Prashad, B.—*Mem. Ind. Mus.* IX, pp. 35, 36, pl. v, figs. 15–19 (1929).





1




2



3




4



5



*Corbicula tweediei* n.sp.



*Corbicula tweediei* n.sp.